


SIGNAKEY

POLICE EVIDENCE CHAIN-OF-CUSTODY AND INFORMATION SECURITY

**BEFORE REVIEWING THIS PRESENTATION, THE VISITOR IS
ENCOURAGED TO CLICK THE RED BUTTON AT THE BOTTOM OF
THE “ABOUT US” SECTION OF THE HOME PAGE**

WHAT MAKES A SIGNAKEY SPECIAL

- Highly encrypted 2-D code – not in the public domain.
- Every Signakey is unambiguously unique.
- Easy to decode with IOS or Droid based Smartphones.
- App is free - but must be registered to each device.
- User must be registered and approved by Agency.
- Highly secure, permissions based, fixed length blockchain.
- Signakey can be damaged or dirty but will still decode.



PROGRESS TO DATE WITH STAKEHOLDERS

- Meetings with:
 - Medium and Small City Police Chiefs.
 - Defense Attorney.
 - County Prosecutor.
 - District Court Judge.
 - Prof MSU School of Criminal Justice.
 - MSP Forensic Lab Director.

Consensus next steps:

GOV. FUNDED PILOT FOR S/M/L AGENCIES

WHAT IS A SIGNAKEY TAMPER PROOF BAG

TAMPER EVIDENT SEAL WITH PULL-OFF STRIP TO ACTIVATE. ONCE CLOSED WORDS VOID APPEAR IF OPENED

SIGNAKEY FANGIBLE ADHESIVE LABEL WITH AGGRESSIVE ADHESIVE, REMOVAL NOT POSSIBLE WITHOUT TEARING THE BAG

**STANDARD 12 X 10 INCH WATERPROOF 5 MIL POLY BAG.
UNIT COST \$0.08**



KEEP EXISTING PROCESSES – ADD TE BAG

DIGITAL CHAIN OF CUSTODY

LOCATION 1

COLLECT SAMPLES IN NORMAL WAY, BUT IMMEDIATELY PLACE IN TE BAG AND SCAN SIGNAKEY THERE & NOW



CAPTURES DATE/TIME, CSI ID, DEVICE #, PLUS EXACT GEOSPATIAL CORDINATES

LOCATION 2

CONFIRM TE SEAL IS INTACT, THEN SCAN SIGNAKEY IMMEDIATELY IN THE EVIDENCE ROOM



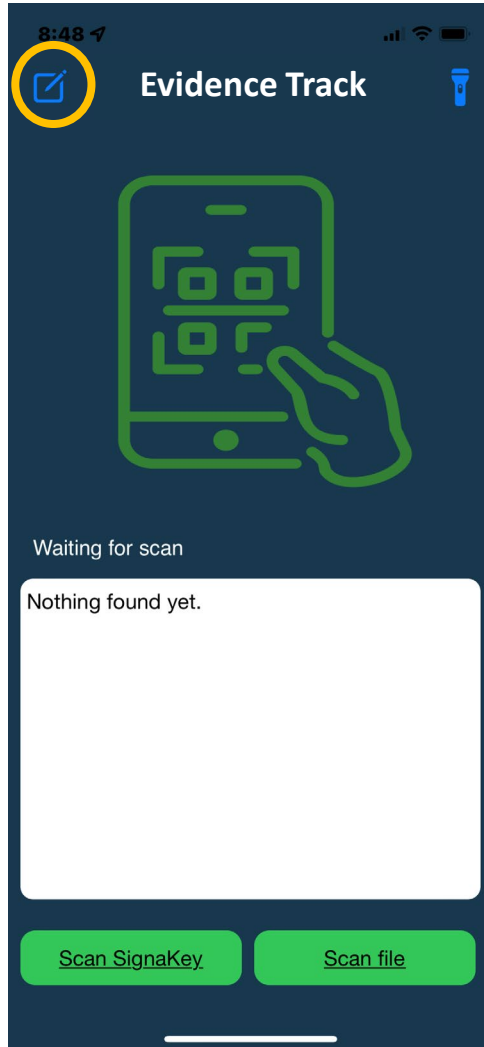
SCAN CAPTURES DATE/TIME, QUARtermaster ID DEVICE #, PLUS EXACT GEOSPATIAL COORDINATES



USE SMARTPHONE WITH FREE APP TO SCAN SIGNAKEY

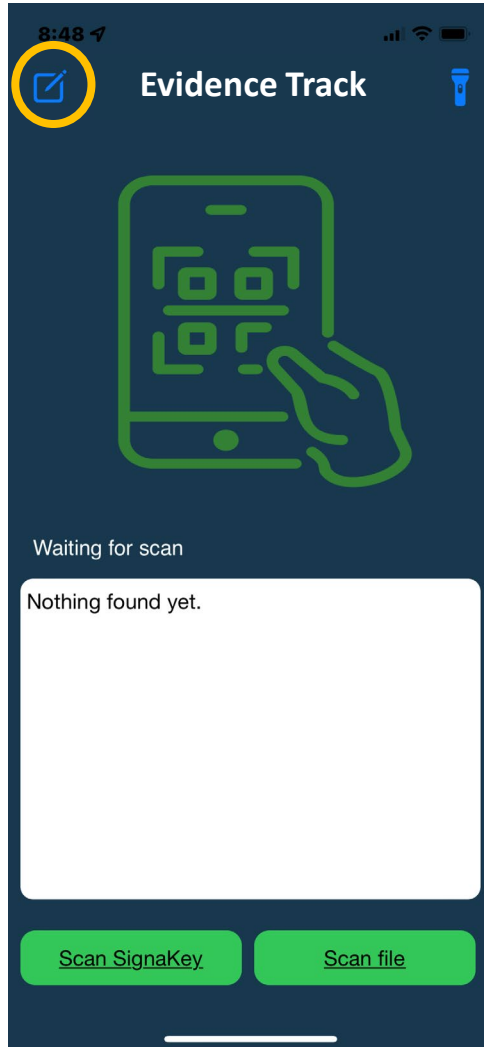
STEPS FOR SCANNING A SIGNAKEY

Open APP – Go To
Settings for Profile



STEPS FOR SCANNING A SIGNAKEY

Open APP – Go To Settings for Profile



Enter Credentials Enable Phone GPS

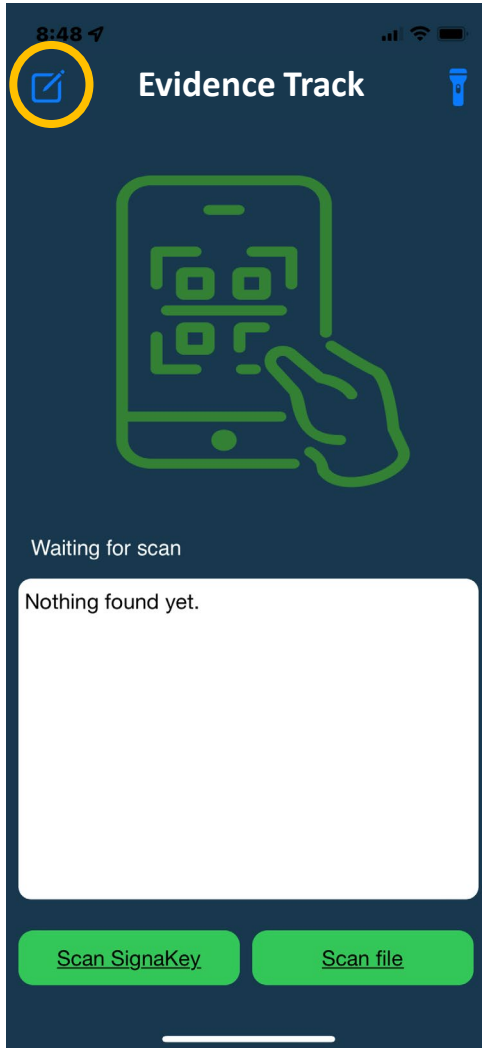
The screenshot shows the Settings screen of the app. The title "Settings" is centered at the top. There are "dismiss" and "Save" links in blue. The form contains the following fields:

- Agency: BTPD
- Case#: 454648
- Username: rmcd
- Password: (empty)

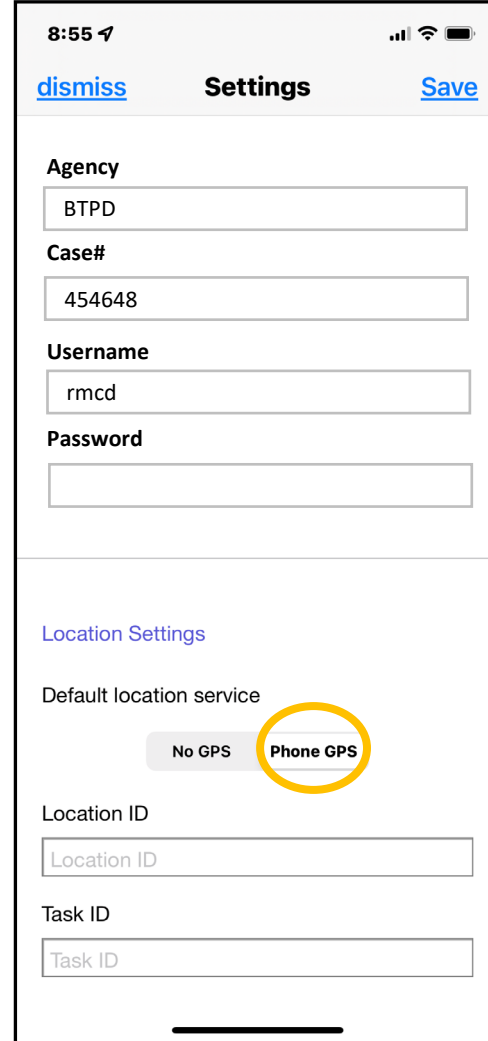
Below these is a section titled "Location Settings". Under "Default location service", there are two radio buttons: "No GPS" and "Phone GPS", with "Phone GPS" circled in yellow. Below this are fields for "Location ID" and "Task ID", both currently empty.

STEPS FOR SCANNING A SIGNAKEY

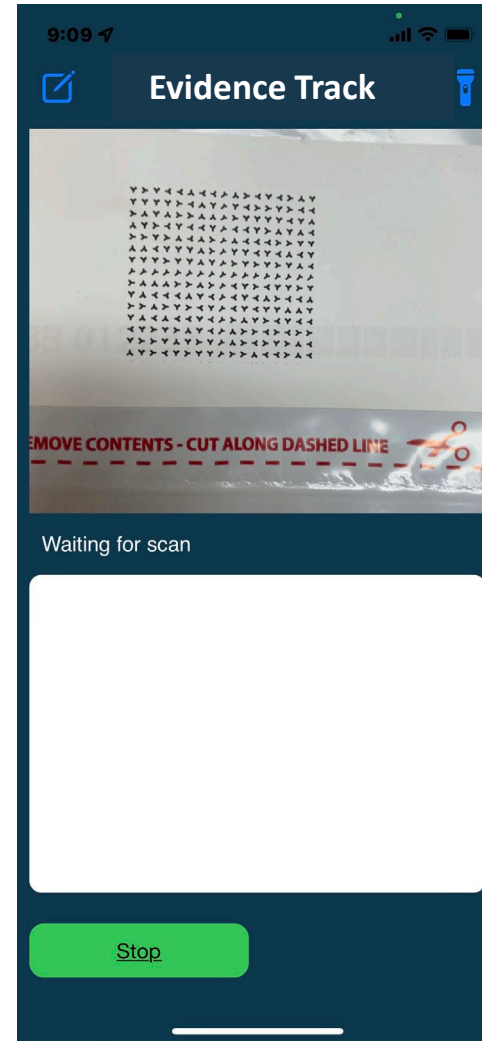
Open APP – Go To Settings for Profile



Enter Credentials Enable Phone GPS

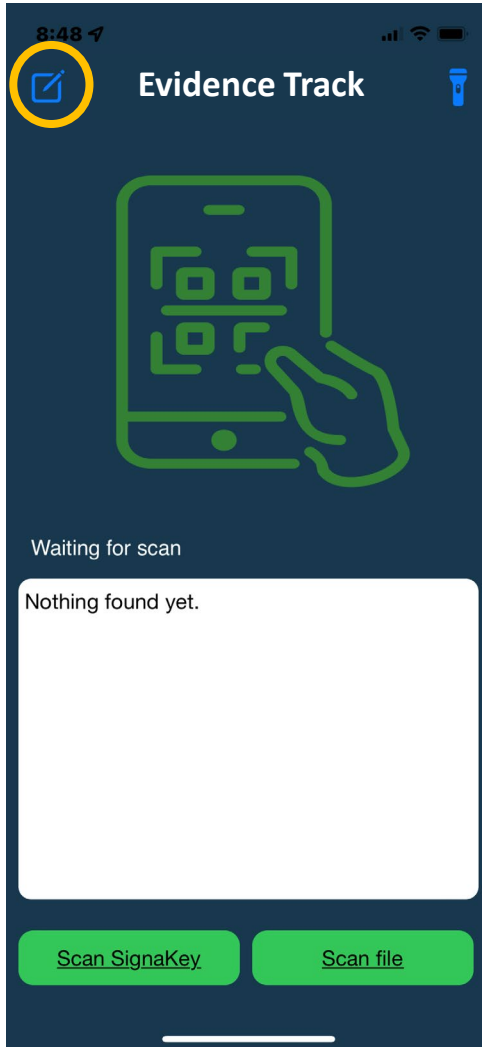


Center Object and App will Scan SignaKey

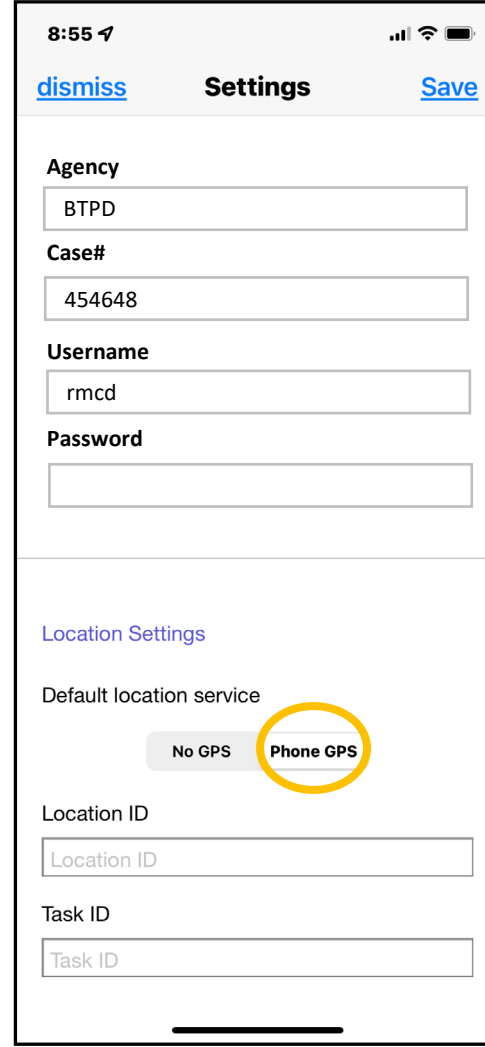


STEPS FOR SCANNING A SIGNAKEY

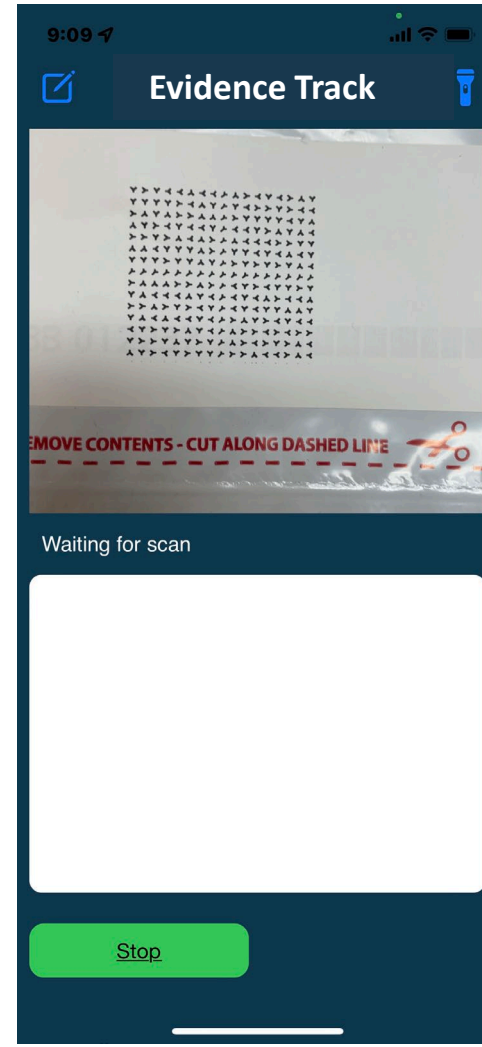
Open APP – Go To Settings for Profile



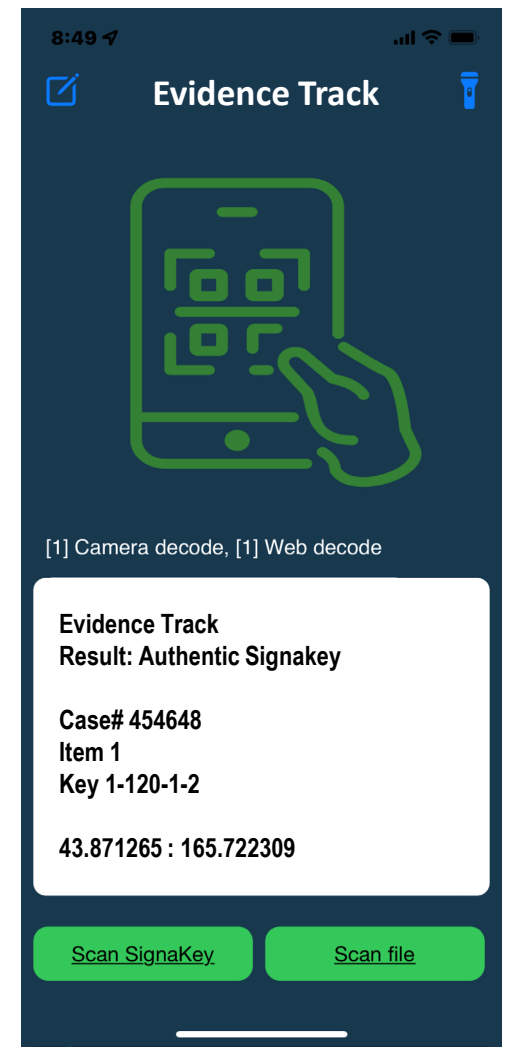
Enter Credentials Enable Phone GPS



Center Object and App will Scan SignaKey



Results Summary after Scanning SignaKey



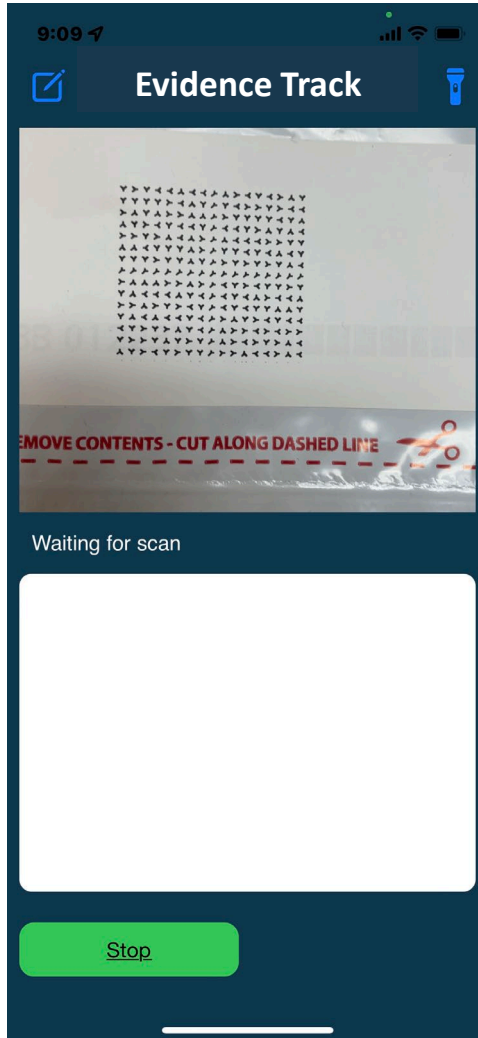
CRIME SCENE INVESTIGATOR

PLACING THE EVIDENCE IN A TE BAG AND IMMEDIATELY SCANNING THE ATTACHED SIGNAKEY - RIGHT HERE AND NOW - WILL CAPTURE THE EXACT GEOSPATIAL COORDINATES OF TENT 1



SCANNING SIGNAKEY AT CRIME SCENE

**Center Object and App
will Scan Signakey**



STEPS FOR CI:

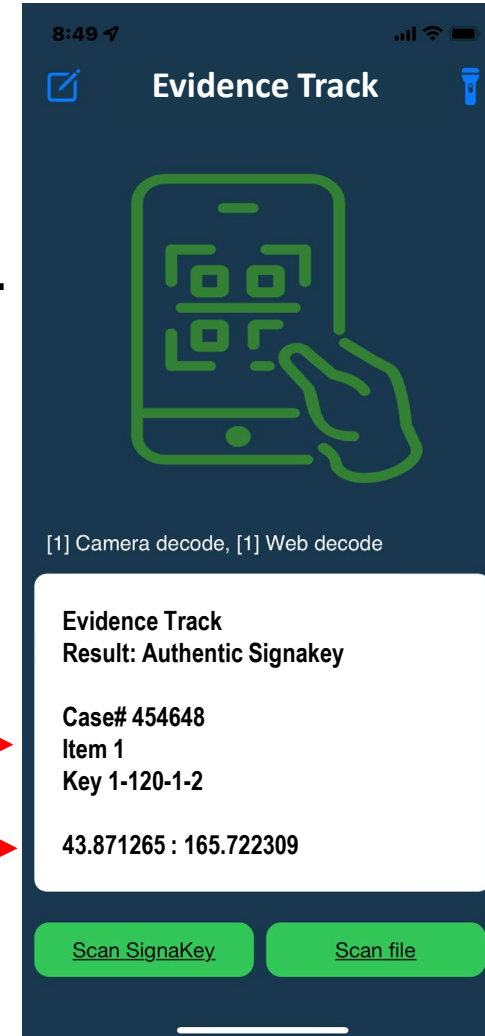
PUT EVIDENCE IN TE BAG.
STAND UP OVER EVIDENCE.
TAKE PICTURE OF EVIDENCE & TENT.
SCAN SIGNAKEY.

MOVE TO NEXT TENT - REPEAT

Corresponds to Tent #

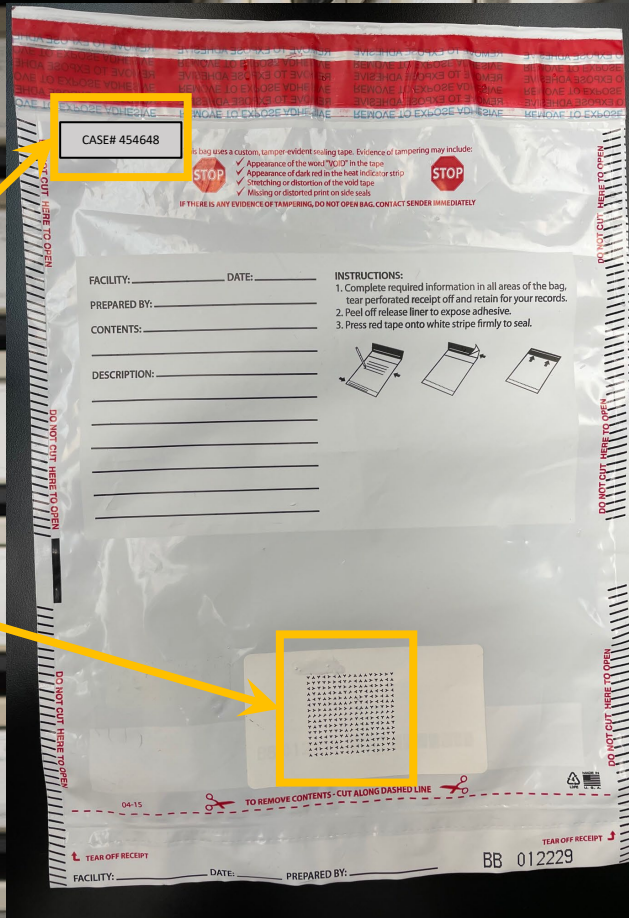
Geospatial Coordinates

**Results Summary after
Scanning Signakey**



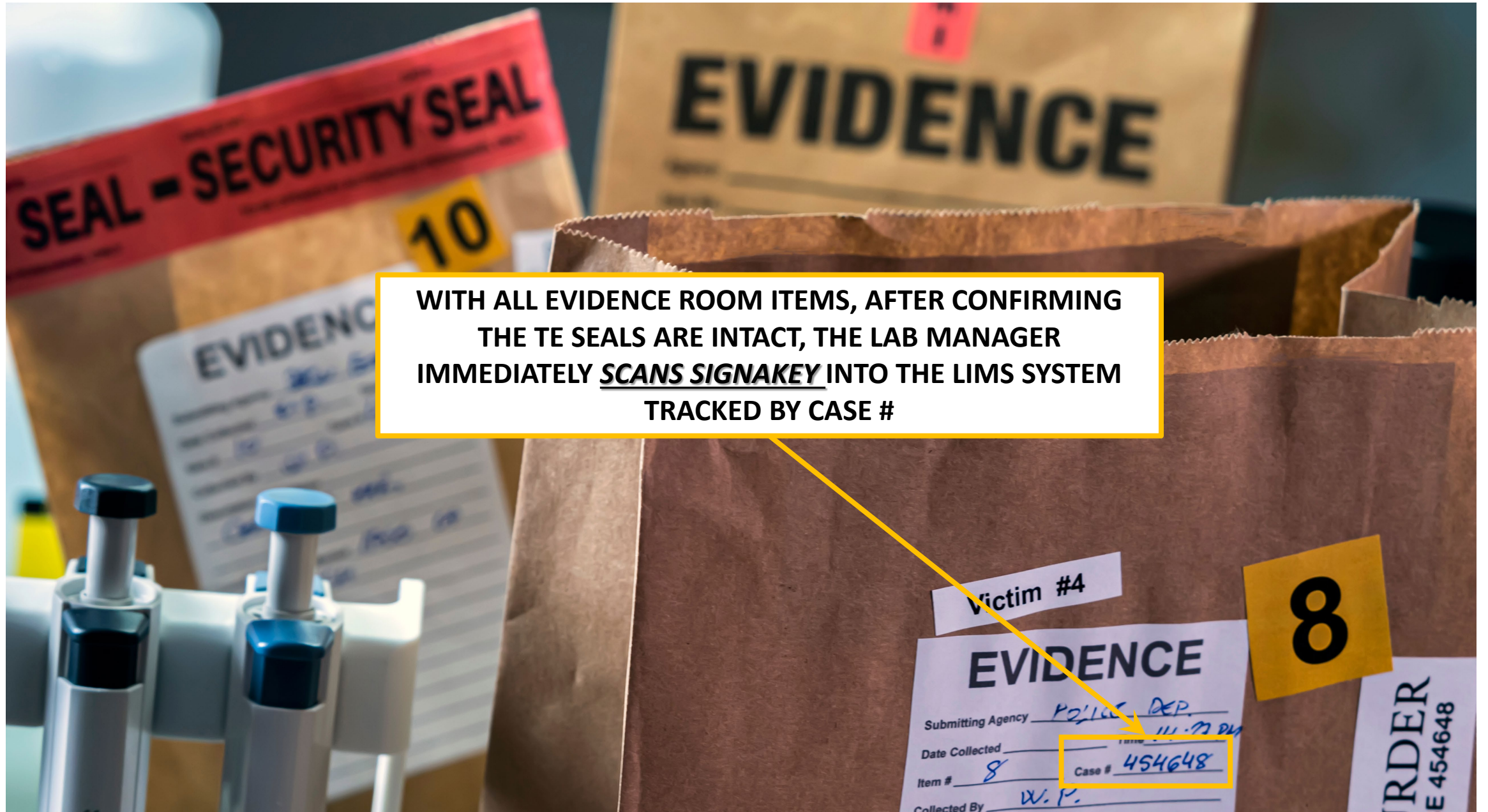
AGENCY EVIDENCE ROOM

AFTER CONFIRMING THE TE SEAL IS INTACT, QUARTERMASTER IMMEDIATELY SCANS SIGNAKEY *IN THE EVIDENCE ROOM*, WITH ASSIGNED CASE # BEFORE STORING

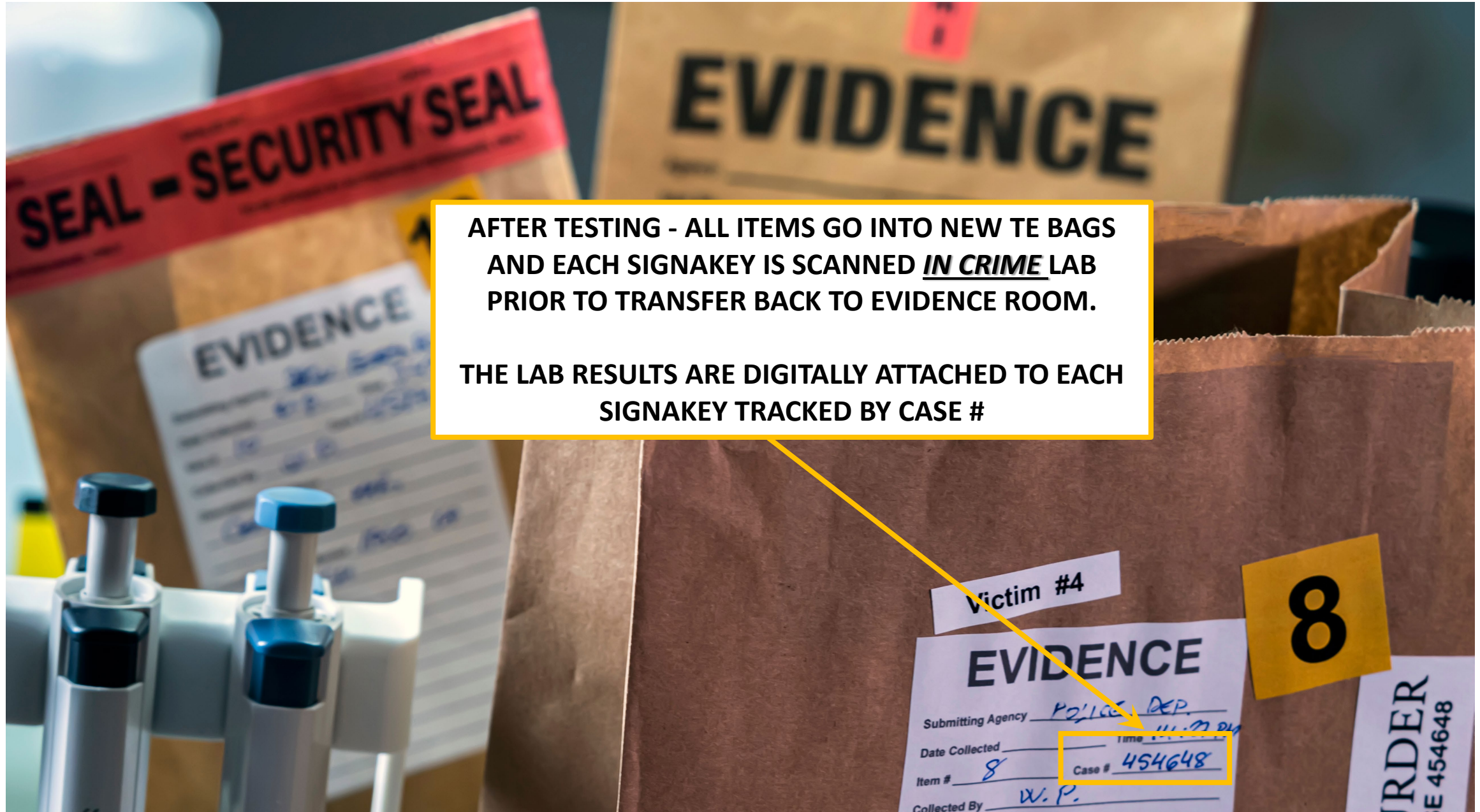


FORENSIC CRIME LABORATORY - RECEIVING

WITH ALL EVIDENCE ROOM ITEMS, AFTER CONFIRMING THE TE SEALS ARE INTACT, THE LAB MANAGER IMMEDIATELY SCANS SIGNAKEY INTO THE LIMS SYSTEM TRACKED BY CASE #



FORENSIC CRIME LABORATORY - SHIPPING



AFTER TESTING - ALL ITEMS GO INTO NEW TE BAGS
AND EACH SIGNAKEY IS SCANNED IN CRIME LAB
PRIOR TO TRANSFER BACK TO EVIDENCE ROOM.

THE LAB RESULTS ARE DIGITALLY ATTACHED TO EACH
SIGNAKEY TRACKED BY CASE #

Victim #4

EVIDENCE

Submitting Agency POLICE DEP.

Date Collected _____ Time 11:27 AM

Item # 8 Case # 454648

Collected By W.P.

8

ORDER
E 454648

AGENCY EVIDENCE ROOM



FOR TE BAGS RETURNING FROM CRIME LAB, QUARTERMASTER CONFIRMS SEALS ARE INTACT BEFORE SCANNING THE SIGNAKEY BACK INTO EVIDENCE ROOM. TRANSACTION IS CONFIRMED WITH IO.

CASE# 454648

FACILITY: _____ DATE: _____ INSTRUCTIONS:
PREPARED BY: _____ 1. Complete required information in all areas of the bag.
CONTENTS: _____ 2. Tear perforated receipt off and retain for your records.
3. Peel off release liner to expose adhesive.
DESCRIPTION: _____ 3. Press red tape onto white stripe firmly to seal.



TEAR OFF RECEIPT
FACILITY: _____ DATE: _____ PREPARED BY: _____ BB 012229

EVIDENCE REQUESTED FOR TRAIL - V1

BAG 1 SEALED WITH EVIDENCE INSIDE

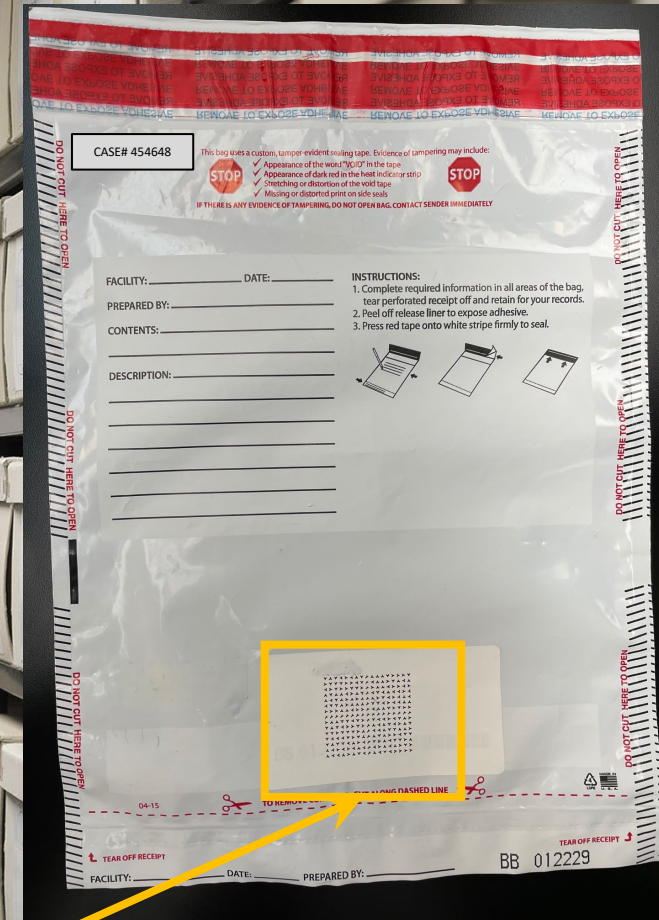


IF EVIDENCE IS REQUESTED FOR TRIAL - IO SCANS SIGNAKEY IN EVIDENCE ROOM AND HAS ANOTHER EMPTY BAG FOR COURT.

BEFORE SEAL ON FIRST BAG IS BROKEN - IO SCANS SIGNAKEY IN COURT BEFORE EVIDENCE IS REMOVED.

AT END OF DAY, EVIDENCE IS PLACED IN BAG 2 AND SIGNAKEY IS SCANNED IN COURT BEFORE RETURNING IT TO EVIDENCE ROOM

BAG 2 EMPTY TAKEN TO COURT



BOTH SIGNAKEY ARE DIFFERENT

EVIDENCE REQUESTED FOR TRIAL – V 2

Based on feedback from Stakeholders:

- Transparent TE bags would be better.

Eliminates reasons for evidence to be removed from TE bag

- Result: Simpler,
 More cost effective
 Improved Chain-of-custody

INDIVIDUAL TRANSPARENT EVIDENCE BAGS



13.5 x 9" Tamper Evident Bag with Signakey



9 x 6.5" Tamper Evident Bag with Signakey



7 x 3.5" Tamper Evident Bag with Signakey



1.5 x 1.5 " Signakey on Tie Wraps for large items

AGENCY CONTROLS SECURITY & TRANSPARENCY


- All Agencies provide cell numbers of authorized individuals.
- All 588 Agencies within State are separated by inter-agency firewall.
- Agency Chief/Administrator can restrict agency internal data access.
- To access restricted information – 2 stage authentication required.
- Correct response to e-mail with unlock code - opens confidential file.
- All **Personal Identity Information** and Lab results are restricted.

PROSECUTOR CASE FILES



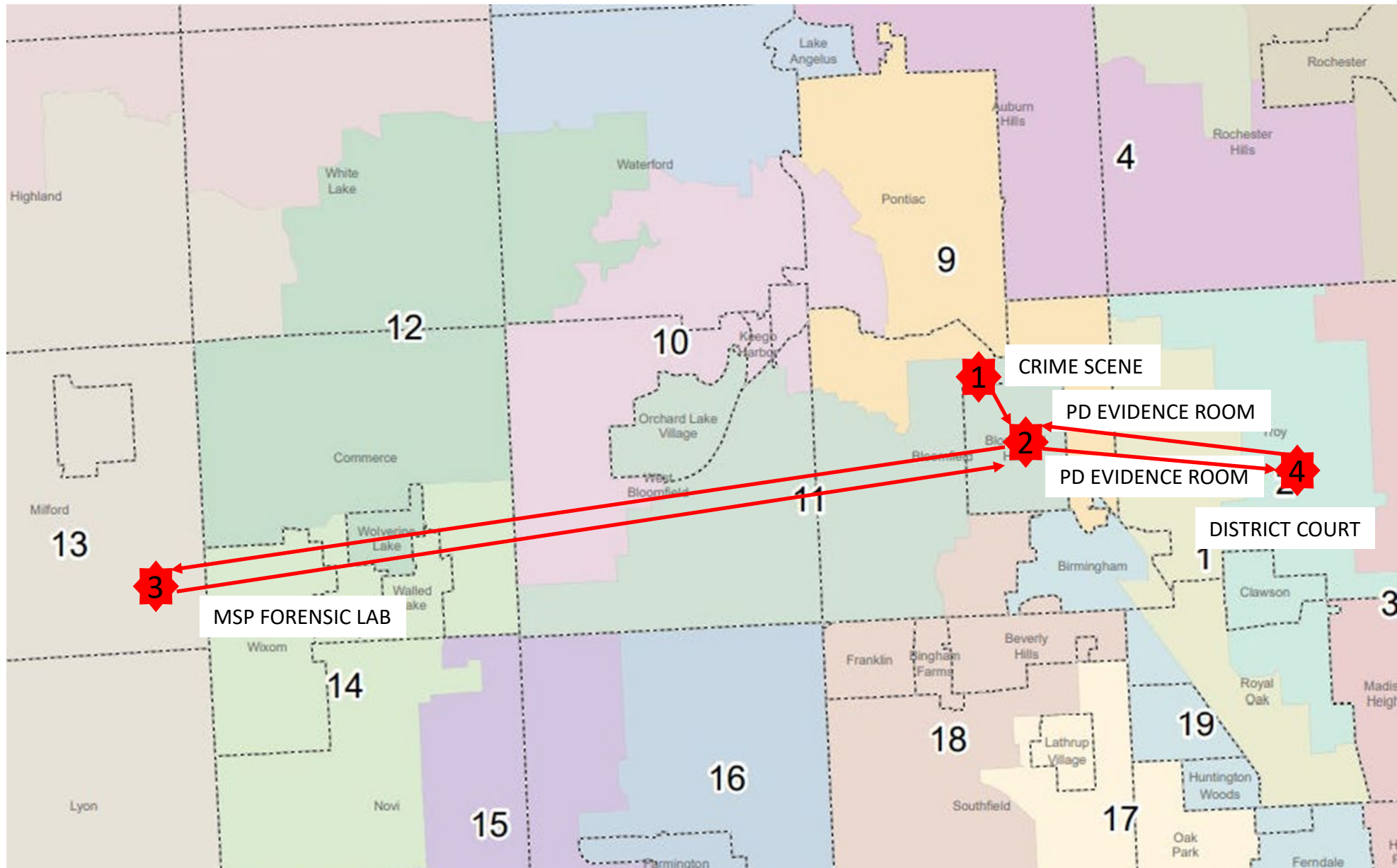
STILL ALL PAPER AND IF:

- **LOST**
- **STOLEN**
- **BURNT**
- **SOAKED**



- **NO BACK-UP**
- **NO PROSECUTION**
- **CASE DISMISSED!!!**

TRACKING EVIDENCE LOCATION



THE EVIDENCE DATA TO MINE

CASE NUMBER AND INVESTIGATING OFFICER ID:

- HOW MANY TOTAL ITEMS WERE COLLECTED
- WHEN WERE THEY COLLECTED AND BY WHO
- WHERE ARE THEY NOW
- WHO LOGGED THEM IN AND WHEN
- HOW MANY REQUIRE FORENSIC ANALYSIS
- WHEN DID THEY GO AND WHO SENT THEM
- WHEN DID LAB GET THEM AND WHO RECEIVED THEM
- WHEN SHOULD THEY COME BACK
- WHEN DID THEY COME BACK AND WHO RECEIVED THEM
- IS ALL THE EVIDENCE READY FOR THE PROSECUTOR

FULL TRACE HISTORY SINGLE ITEM

SIGNAKEY Serving SignaKey Users. Applications: Contact Us Terms of Use Privacy Policy

Decode History

Numeric SignaKey:

Earliest Date:

Last Date:

SignaKey 1-131-1-2
From 11-Sep-2022 0:00:00Z
Through 11-Sep-2022 23:59:59Z

Timestamp	User	Ip Address	Shown	DataTag	GPS
11-Sep-2022 18:44:55Z	SigLaw.Bill	174.211.36.226	Yes	*TaskId%3Dcase+454648+Check-in%26*LocationID%3DWB+Police+Dept.*GPScoordinates%3D42.559517%2C261.799988	
11-Sep-2022 18:26:28Z	SigLaw.Bill	174.240.116.196	Yes	*TaskId%3Dcase+454648+Check-out%26*LocationID%3DCourt+House*GPScoordinates%3D42.578529%2C247.599991	
11-Sep-2022 18:24:41Z	SigLaw.Bill	174.240.114.245	Yes	*TaskId%3Dcase+454648+Check-in%26*LocationID%3DCourt+House*GPScoordinates%3D42.578503%2C247.599991	
11-Sep-2022 18:06:41Z	SigLaw.Bill	174.240.145.226	Yes	*TaskId%3Dcase+454648+Check-out%26*LocationID%3DWB+Police+Dept.*GPScoordinates%3D42.559477%2C261.799988	
11-Sep-2022 18:04:49Z	SigLaw.Bill	174.240.149.203	Yes	*TaskId%3Dcase+454648+Check-in%26*LocationID%3DWB+Police+Dept.*GPScoordinates%3D42.559471%2C261.799988	
11-Sep-2022 17:32:03Z	SigLaw.Bill	174.240.151.22	Yes	*TaskId%3Dcase+454648+Check-out%26*LocationID%3DMSP+Forensic+Lab*GPScoordinates%3D42.423532%2C222.299988	
11-Sep-2022 17:30:06Z	SigLaw.Bill	174.240.145.251	Yes	*TaskId%3Dcase+454648+Check-in%26*LocationID%3DMSP+Forensic+Lab*GPScoordinates%3D42.423564%2C222.699997	
11-Sep-2022 16:54:39Z	SigLaw.Bill	174.211.37.209	Yes	*TaskId%3Dcase+454648+Check-out%26*LocationID%3DWB+Police+Dept.*GPScoordinates%3D42.559471%2C261.799988	
11-Sep-2022 16:52:35Z	SigLaw.Bill	174.211.36.195	Yes	*TaskId%3Dcase+454648+2038+Check-in%26*LocationID%3DWB+Police+Dept.*GPScoordinates%3D42.559472%2C261.799988	
11-Sep-2022 16:28:04Z	SigLaw.Bill	71.227.75.151	Yes	*TaskId%3Dcase+454648+2038+N+Hammond+Lake+Rd+WB%26*LocationID%3DCrime+scene+*GPScoordinates%3D42.610954%2C254.799988	

FIELDS TO BE ADDED

Case #:

Evidence #:

Pd Evidence Room - IN

Court - OUT

Court - IN

PD Evidence Room - OUT

PD Evidence Room - IN

MSP Forensic Lab - OUT

MSP Forensic Lab - IN

PD Evidence Room - OUT

PD Evidence Room - IN

Crime Scene - OUT

COURT TO EVIDENCE ROOM

EVIDENCE ROOM TO COURT

FORENSIC LAB TO EVIDENCE ROOM

EVIDENCE ROOM TO FORENSIC LAB


CRIME SCENE TO EVIDENCE ROOM

CONTINUOUS IMPROVEMENT FROM DATA MINING

BUSINESS INTELLIGENCE



Data Mining
Track Evidence



Analysis
Performance Metrics




Benchmarking
Compare PD's



Management
Compare Officers



Reporting
County/State



Measurement
Data Dashboard



Strategy
Continuous Improvement

CASE # 454648 - COURT TRIAL

ALL REQUESTED EVIDENCE AND RESULTS FROM THE CRIME LAB FOR USE IN COURT ARE TRANSPORTED IN TE BAGS. AFTER THE COURT CLERK HAS CONFIRMED THE SEALS ARE INTACT, EACH SIGNAKEY IS SCANNED. LAB RESULTS ATTACHED.

